

Surface Chemistry of Nickel Supported on  $\text{Ti}_n\text{O}_{2n-1}$ 

Hans-Conrad zur Loye, Tanya A. Faltens, and Angelica M. Stacy\*

Department of Chemistry, University of California Berkeley, California 94720

Received January 13, 1986

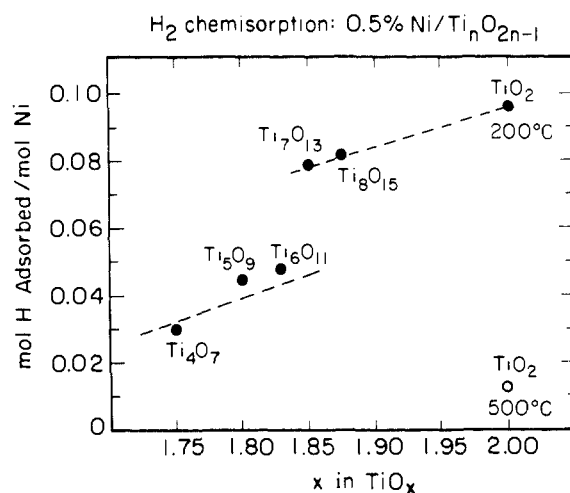
Small metal particles dispersed on inorganic oxides are among the most important heterogeneous catalysts. While the primary function of the oxide support is to increase the metal surface area, these supports can cause pronounced changes in the catalytic and chemisorption properties of the metal. In particular, metals supported on  $\text{TiO}_2$  have attracted attention due to the observation that activity and selectivity for Fischer–Tropsch synthesis can be altered,<sup>1</sup> depending on the temperature at which the metal– $\text{TiO}_2$  composite is reduced. Furthermore,  $\text{H}_2$  and  $\text{CO}$  chemisorption are suppressed for composites reduced at higher temperatures.<sup>1,2</sup> In this paper, we show that the stoichiometry of the  $\text{TiO}_x$  support has a large influence on the surface chemistry of the metal.

In a recent paper, we presented our studies of the magnetic properties of Ni on  $\text{TiO}_2$ .<sup>3</sup> Samples of 0.5% Ni/ $\text{TiO}_2$  reduced at 773 K exhibited suppressed hydrogen chemisorption when compared to samples reduced at lower temperatures. This suppression of  $\text{H}_2$  chemisorption was accompanied by a decrease in the saturation magnetization of the ferromagnetic nickel, indicating that a large fraction of the nickel was not present as metallic nickel. We proposed that this loss of ferromagnetic nickel at higher reduction temperatures was due to the reaction of Ni with  $\text{TiO}_2$ . Since metal–support interactions are observed only for reducible supports<sup>1</sup> and since it is known that  $\text{TiO}_2$  is reduced partially at higher reduction temperatures,<sup>4</sup> the Ti:O stoichiometry may control the extent to which Ni reacts with the support. To test this hypothesis, we have studied the reaction of Ni with the reduced oxides  $\text{Ti}_n\text{O}_{2n-1}$  ( $4 \leq n \leq 8$ ).

The titanium oxides  $\text{Ti}_n\text{O}_{2n-1}$ , where  $4 \leq n \leq 8$  and  $n$  is an integer, are a homologous series of triclinic phases related to rutile and known as the Magnéli phases.<sup>4,5</sup> These compounds are composed of slabs of rutile extending infinitely in two directions. In the third direction, these slabs have a finite width of  $n$  layers of Ti, whereby the slabs are bordered by a layer of octahedra which share faces with the next slab. As  $n$  decreases, the Ti:O ratio increases and the thickness of the slabs decreases. Rutile is reduced to these phases at elevated temperatures<sup>4</sup> and partial reduction of rutile is known to occur at 773 K in the presence of certain metals.<sup>6</sup>

$\text{Ti}_n\text{O}_{2n-1}$  phases with  $4 \leq n \leq 8$  were prepared by reacting  $\text{TiO}_2$  (Cerac, 99.9%) and Ti (Alfa, 99.9%) at high temperature. Stoichiometric amounts of the reactants were weighed into quartz tubes previously cleaned with aqua regia. These tubes were evacuated to  $10^{-5}$  torr and sealed, and the samples were heated at 600 °C for 7 days. After grinding and resealing the samples, they were heated further for 1 day at 800 °C, 1 day at 900 °C, 3 days at 1000 °C and then cooled slowly to room temperature. The deep blue products were identified by powder X-ray diffraction.<sup>4</sup> These  $\text{Ti}_n\text{O}_{2n-1}$  supports have low surface areas of 1.1–1.4  $\text{m}^2/\text{g}$  as measured by the BET method and do not chemisorb  $\text{H}_2$  at 295 K.

Samples of Ni/ $\text{Ti}_n\text{O}_{2n-1}$  with nickel loadings of 0.5% by weight were prepared by incipient wetness techniques using Ni-



**Figure 1.** Moles of H adsorbed per mole of Ni as a function of  $x$  in  $\text{TiO}_x$ , where  $+2x$  is the oxidation state of the Ti. The closed circles indicate samples reduced in  $\text{H}_2$  at 200 °C while the open circle is for the Ni/ $\text{TiO}_2$  sample reduced at 500 °C. No  $\text{H}_2$  chemisorption could be detected on the Ni/ $\text{Ti}_n\text{O}_{2n-1}$  samples reduced at 500 °C. The error in the measurement is roughly the size of the circles.

( $\text{NO}_3$ )<sub>2</sub>·6 $\text{H}_2\text{O}$  (Mallinckroft, 99.9% pure).  $\text{TiO}_2$  (Cerac, 99.9% pure) composed of 15–20% rutile and 80–85% anatase with a surface area of  $\sim 5 \text{ m}^2/\text{g}$  was used for comparison.<sup>7</sup> The samples impregnated with  $\text{Ni}^{2+}$  were reduced in flowing hydrogen at 473 K for 20 h to produce 0.5% Ni/ $\text{Ti}_n\text{O}_{2n-1}$  composites. In addition, the samples were reduced at 773 K for 1 h. Changes in the surface chemistry of the nickel as a function of Ti:O stoichiometry were monitored by the chemisorption of  $\text{H}_2$  at 295 K after reduction at 473 and 773 K.

The amount of  $\text{H}_2$  that chemisorbed on these composites as a function of  $x$  in  $\text{TiO}_x$  is shown in Figure 1, whereby  $+2x$  is the oxidation state of the Ti. For samples reduced at 473 K, the amount of  $\text{H}_2$  that chemisorbed decreased from 0.096 mol of H/mol of Ni for the least reduced support ( $\text{TiO}_2$ ) to 0.029 mol of H/mol of Ni for the most reduced support ( $\text{Ti}_4\text{O}_7$ ). For samples reduced at 773 K, 0.012 mol of H/mol of Ni chemisorbed on Ni/ $\text{TiO}_2$  but the chemisorption on all the Ni/ $\text{Ti}_n\text{O}_{2n-1}$  composites was below the detection limit. It is interesting that the chemisorption of  $\text{H}_2$  on Ni/ $\text{Ti}_4\text{O}_7$  reduced at 473 K is similar to that of Ni/ $\text{TiO}_2$  reduced at 773 K. This suggests that the effect of the support on the surface chemistry of Ni depends on the degree of reduction of the support.

A large difference in chemisorption is observed between the oxygen-rich phases Ni/ $\text{TiO}_2$ , Ni/ $\text{Ti}_8\text{O}_{15}$ , and Ni/ $\text{Ti}_7\text{O}_{13}$  and the oxygen-poor phases Ni/ $\text{Ti}_6\text{O}_{11}$ , Ni/ $\text{Ti}_5\text{O}_9$ , and Ni/ $\text{Ti}_4\text{O}_7$ . Since these oxides differ only by changes in the slab thickness and the effective oxidation state of the titanium, smooth changes as a function of stoichiometry are expected. However, large changes in bulk electronic and magnetic properties occur as a function of the Ti:O ratio.<sup>7</sup> While  $\text{TiO}_2$  is a large band gap semiconductor,  $\text{Ti}_4\text{O}_7$  is a metal above 150 K;<sup>9</sup> an insulator-to-metal transition occurs as a function of stoichiometry. While all phases with  $n > 4$  show activated conduction and therefore are not metals,<sup>7</sup> the magnetic properties of  $\text{Ti}_8\text{O}_{15}$  and  $\text{Ti}_7\text{O}_{13}$  are quite different from those of  $\text{Ti}_6\text{O}_{11}$  and  $\text{Ti}_5\text{O}_9$ .<sup>10</sup> Both  $\text{Ti}_8\text{O}_{15}$  and  $\text{Ti}_7\text{O}_{13}$  are paramagnetic down to 77 K which suggests that the unpaired spins on the  $\text{Ti}^{3+}$  sites do not couple strongly to each other. However, in  $\text{Ti}_6\text{O}_{11}$  and  $\text{Ti}_5\text{O}_9$  the metal–metal separation is smaller and the unpaired spins on the  $\text{Ti}^{3+}$  sites align antiferromagnetically

\* Author to whom correspondence should be addressed.

(1) Tauster, S. J.; Fung, S. C.; Baker, R. T.; Horsley, J. A. *Science* (Washington, D.C.) 1981, 211, 1221.(2) (a) Tauster, S. J.; Fung, S. C.; Garten, R. C. *J. Am. Chem. Soc.* 1978, 100, 10. (b) Tauster, S. J.; Fung, S. C. *J. Catal.* 1978, 55, 29.(3) zur Loye, H.-C.; Stacy, A. M. *J. Am. Chem. Soc.* 1985, 107, 4567.(4) (a) Andersson, S.; Collén, B.; Kuylenstierna, U.; Magnéli, A. *Acta Chem. Scand.* 1957, 11, 1641. (b) Bursill, L. A.; Hyde, B. G. *Acta Crystallogr., Sect. B* 1971, B27, 210.(5) (a) Andersson, S.; Collén, B.; Kruuse, U. K.; Magnéli, A.; Pestmalis, H.; Asbrink, S. *Acta Chem. Scand.* 1957, 11, 1653. (b) Andersson, S. *Acta Chem. Scand.* 1960, 14, 1161; (c) Marezio, M.; Dernier, P. D. *J. Solid State Chem.* 1971, 3, 340.(6) Wyss, R. *Ann. Chim. (Paris)* 1948, 3, 215.(7) The reported surface area in our last paper (zur Loye, H.-C.; Stacy, A. M. *J. Am. Chem. Soc.* 1985, 107, 4567) is in error. The correct value is 5.1  $\text{m}^2/\text{g}$  and not 51  $\text{m}^2/\text{g}$ .(8) Bartholomew, R. G.; Frankl, D. R. *Phys. Rev.* 1969, 187, 828.(9) Marezio, M.; McWhan, D. B.; Dernier, P. D.; Remeika, J. P. *J. Solid State Chem.* 1973, 6, 213.(10) (a) Keys, L. K.; Mulay, L. N. *Phys. Rev.* 1967, 154, 453. (b) Mulay, L. N.; Danley, W. J. *J. Appl. Phys.* 1970, 41 (3), 877.

with a Néel temperature near 140 K. As the Ti-Ti distance is decreased and the bulk magnetic properties change abruptly from paramagnetic to antiferromagnetic, the interaction of Ni with the support changes; Ni/Ti<sub>7</sub>O<sub>13</sub> chemisorbs almost twice as much H<sub>2</sub> as Ni/Ti<sub>6</sub>O<sub>11</sub>. This is an interesting example of how bulk electronic properties can effect surface chemistry.

In summary, we have shown that the chemisorption of H<sub>2</sub> at 295 K on Ni dispersed on Ti<sub>n</sub>O<sub>2n-1</sub> decreases as *n* decreases. Furthermore, the change in H<sub>2</sub> chemisorption is not a smooth function of *n* but a large drop is observed between Ti<sub>7</sub>O<sub>13</sub> and Ti<sub>6</sub>O<sub>11</sub> where large changes in bulk properties occur. These findings are consistent with the model that Ni reacts with TiO<sub>x</sub> to form a metastable Ni-Ti-O composite. We conclude that the energy of activation to form this composite is smaller for more reduced titanium oxides.

**Acknowledgment.** This research was supported by a Presidential Young Investigator Award from the National Science Foundation (Grant CHE83-51881) and matching funds from E. I. du Pont de Nemours and Co.

### Atom-Transfer Cyclization. A Novel Isomerization of Hex-5-ynyl Iodides to (Iodomethylene)cyclopentanes

Dennis P. Curran,\*<sup>1</sup> Meng-Hsin Chen, and Dooeop Kim

Department of Chemistry, University of Pittsburgh  
Pittsburgh, Pennsylvania 15260

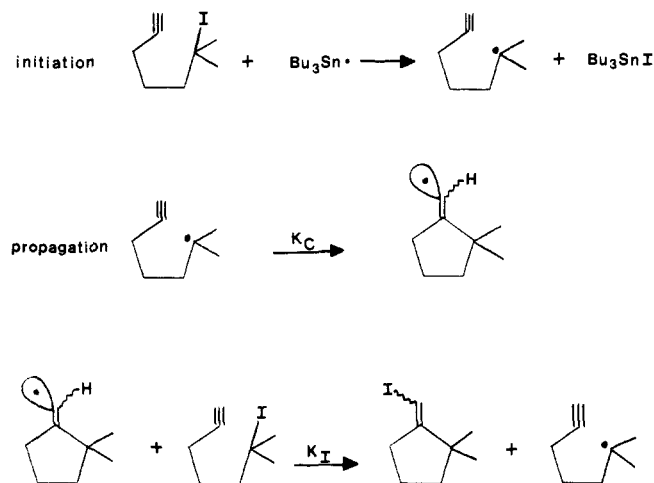
Received November 14, 1985

Revised Manuscript Received February 18, 1986

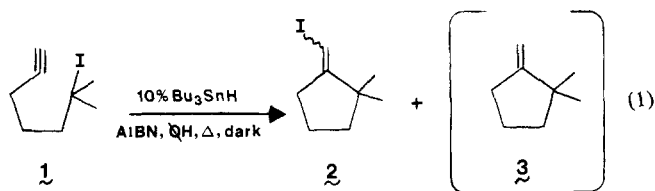
Synthetic sequences based on free radical carbon-carbon bond-forming reactions are generally terminated by a hydrogen atom transfer.<sup>2,3</sup> Clearly, the ability to terminate a sequence of radical reactions with other elements is most desirable.<sup>4</sup> We now report a novel isomerization of hexynyl iodides to iodomethylene cyclopentanes. This reaction occurs via a free radical chain mechanism with near-diffusion-controlled iodine atom transfer from an alkyl iodide to a vinyl radical as the key chain-propagating step. We propose the name "atom-transfer cyclization" for this type of reaction which, in effect, terminates a single or tandem radical cyclization with a synthetically versatile iodine atom.<sup>5,6</sup>

Treatment of 2-iodo-2-methyl-6-heptyne (**1**) with a catalytic amount of tri-*n*-butyltin hydride (10 mol %) and AIBN (5 mol

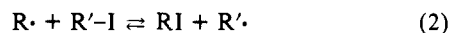
#### Scheme I



%) in refluxing benzene for 1-2 h induced a smooth isomerization to 2,2-dimethyl-1-(iodomethylene)cyclopentane (**2**). The ratio of **2E**/**2Z** was 15/1 and the combined yield of **2** was 84% as indicated by <sup>1</sup>H NMR integration experiments against an internal standard. A trace amount (2-5%) of the reduced product, 2,2-dimethyl-1-methylenecyclopentane (**3**), was also formed whenever tri-*n*-butyltin hydride was used to initiate this isomerization (eq 1).



The proposed mechanism for this novel atom-transfer cyclization reaction is outlined in Scheme I. Abstraction of an iodine atom by tri-*n*-butyltin radical initiates the chain. Standard 5-hexynyl radical cyclization<sup>3</sup> is then followed by a rapid iodine atom transfer from a molecule of the starting alkyl iodide to the intermediate vinyl radical. This is the key chain-transfer step. Rapid iodine atom transfer between alkyl radicals and alkyl iodides as illustrated in eq 2 is a well-known process.<sup>5</sup> While a wealth of thermodynamic



and kinetic data is available from such transformations,<sup>5b,c</sup> the reversible nature of this reaction may be undesirable from a synthetic perspective since the product iodides are recycled to the radical pool.<sup>5d</sup>

The intermediacy of the vinyl radical is then central to the above atom-transfer cyclization. It seems likely that the mechanism outlined in Scheme I is under kinetic control. Rapid iodine atom transfer from the alkyl iodide to the vinyl radical is effectively irreversible and the kinetically formed vinyl iodide is *not* recycled to the radical pool due to the increased strength of the vinyl iodide bond relative to an alkyl iodide counterpart.<sup>6,7</sup>

An estimate of the rate constant (*k*<sub>1</sub>) for iodine atom transfer is readily obtained by a simple competition experiment for the vinyl radical. Treatment of **1** with one full equivalent of tri-*n*-butyltin hydride provides mixtures of **2** and **3** with the ratio varying according to reaction time. At low conversion (<20%), vinyl iodide **2** is the major product (3/1), demonstrating that iodine atom transfer from **1** is more rapid than H atom transfer from Bu<sub>3</sub>SnH. In fact, *k*<sub>1</sub> approaches the diffusion-controlled limit! An estimate of *k*<sub>1</sub> ≥ 10<sup>9</sup> mol<sup>-1</sup> s<sup>-1</sup> at 80 °C is obtained by using the recent kinetic data of Beckwith and Ingold as a reference for the competitive H atom transfer.<sup>8</sup> Not surprisingly, this rate constant

(7) Evidence that alkyl radicals will not abstract iodine from the related phenyl iodides is available. See: Cooper, R. A.; Lawler, R. G.; Ward, H. R. *J. Am. Chem. Soc.* **1972**, *94*, 545. Also, ref 5a,c.

(1) Recipient of a Dreyfus Teacher-Scholar Award, 1986-1991. Sloan Foundation Fellow, 1985-1987. Eli Lilly Grantee, 1985-1987. Merck Faculty Development Awardee, 1986.

(2) Review: Hart, D. *J. Science (Washington, D.C.)* **1984**, *223*, 883.

(3) (a) Beckwith, A. L. J.; Ingold, K. U. In *Rearrangements in Ground and Excited States*; de Mayo, P., Ed.; Academic Press: New York, 1980, pp 162-283. (b) Beckwith, A. L. J. *Tetrahedron* **1981**, *37*, 3073. (c) Surzur, J. M. In *Reactive Intermediates*; Abramovitch, R. A., Ed.; Plenum Press: New York, 1981; Vol. 2, Chapter 3. (d) Kuivila, H. G. *Acc. Chem. Res.* **1968**, *1*, 299.

(4) Examples: (a) Stork, G.; S<sup>er</sup>, P. M. *J. Am. Chem. Soc.* **1983**, *105*, 6765; **1986**, *108*, 303. (b) Barton, J. H. R.; Crich, D.; Motherwell, W. B. *Tetrahedron* **1985**, *41*, 3901. (c) Keck, G. E.; Enholm, E. J.; Yates, J. B.; Wiley, M. R. *Ibid.* **1985**, *41*, 4079. (d) Giese, B. *Angew. Chem., Int. Ed. Engl.* **1983**, *22*, 753.

(5) (a) Review: Danen, W. C. In *Methods in Free Radical Chemistry*; Huyser, E. S., Ed.; Marcel Dekker: New York, 1974; Vol. 5, pp 1-100. (b) Hiatt, R.; Benson, S. W. *J. Am. Chem. Soc.* **1972**, *94*, 25. (c) Castelano, A. L.; Griller, D. *Ibid.* **1982**, *104*, 3655. (d) Brace, N. O. *J. Org. Chem.* **1966**, *31*, 2879.

(6) Related intermolecular addition of stabilized radicals to olefins followed by halogen atom transfer have been reported: Kharasch, M. S.; Skell, P. S.; Fisher, P. *J. Am. Chem. Soc.* **1948**, *70*, 1055. Nakano, T.; Kayama, M.; Matsumoto, H.; Naigai, Y. *Chem. Lett.* **1981**, 415. Giese, B.; Hurler, H.; Leising, M., submitted for publication in *Chem. Ber.* Halogen atom transfer also likely intervenes in a recently reported lactone synthesis: Kraus, G. A.; Landgrebe, K. *Tetrahedron Lett.* **1984**, *25*, 3939. Formally related cyclizations of unsaturated *N*-chloroamines have also been observed. While many such reactions are metal-promoted, some may occur through a mechanism similar to that proposed in Scheme I. See: Stella, L. *Angew. Chem., Int. Ed. Engl.* **1983**, *22*, 337. For other halogen atom transfer reactions, see ref 5.